

Q1a 20 litres in and 10 litres out per minute. The volume increases by 10 litres per minute. At time  $t$  minutes, the volume of solution in the tank =  $10 + 10t$  litres.

$$\therefore \text{concentration} = \frac{x}{10 + 10t} = \frac{x}{10(1+t)} \text{ grams per litre.}$$

Q1b Rate of inflow of chemical =  $\frac{2}{1+t^2} \times 20 = \frac{40}{1+t^2}$  grams

per minute. Rate of outflow of chemical =  $\frac{x}{10(1+t)} \times 10 = \frac{x}{1+t}$

grams per minute.

Rate of change of chemicals = rate of inflow – rate of outflow

i.e.  $\frac{dx}{dt} = \frac{40}{1+t^2} - \frac{x}{1+t}$ . Hence  $\frac{dx}{dt} + \frac{x}{1+t} = \frac{40}{1+t^2}$ .

Q1ci  $x = \frac{40}{1+t} \text{Tan}^{-1}(t) + \frac{20}{1+t} \log_e(1+t^2)$ ,

$$\frac{dx}{dt} = -\frac{40}{(1+t)^2} \text{Tan}^{-1}(t) + \frac{40}{1+t} \times \frac{1}{1+t^2} - \frac{20}{(1+t)^2} \log_e(1+t^2) + \frac{20}{1+t} \times \frac{2t}{1+t^2},$$

$$= \frac{40(1+t)}{(1+t)(1+t^2)} - \frac{40}{(1+t)^2} \text{Tan}^{-1}(t) - \frac{20}{(1+t)^2} \log_e(1+t^2)$$

$$= \frac{40}{(1+t^2)} - \frac{40}{(1+t)^2} \text{Tan}^{-1}(t) - \frac{20}{(1+t)^2} \log_e(1+t^2).$$

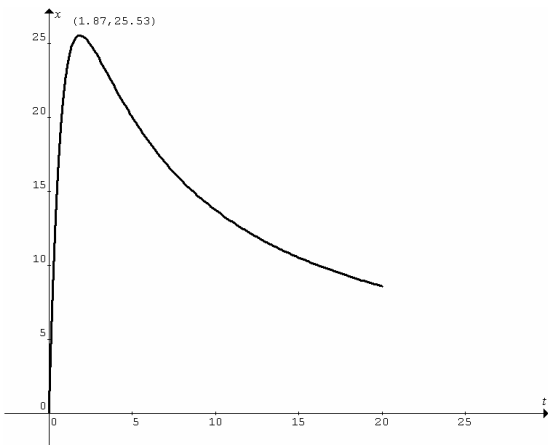
Q1cii  $\frac{dx}{dt} = \frac{40}{1+t^2} - \frac{x}{1+t}$ .

$$RHS = \frac{40}{1+t^2} - \frac{\frac{40}{1+t} \text{Tan}^{-1}(t) + \frac{20}{1+t} \log_e(1+t^2)}{1+t}$$

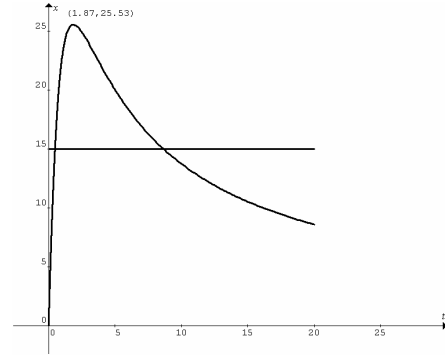
$$= \frac{40}{(1+t^2)} - \frac{40}{(1+t)^2} \text{Tan}^{-1}(t) - \frac{20}{(1+t)^2} \log_e(1+t^2) = LHS$$

$\therefore x$  satisfies the differential equation.

Q1d Sketch and find stationary points by graphics calculator.



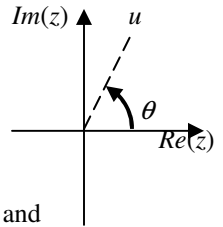
Q1ei Sketch  $x = 15$  (horizontal line) on the last graph, find the first intersection  $t = 0.485$  min.



Q1eii Find the second intersection  $t = 8.655$  min.

Duration =  $8.655 - 0.485 = 8.17$  minutes.

Q2ai

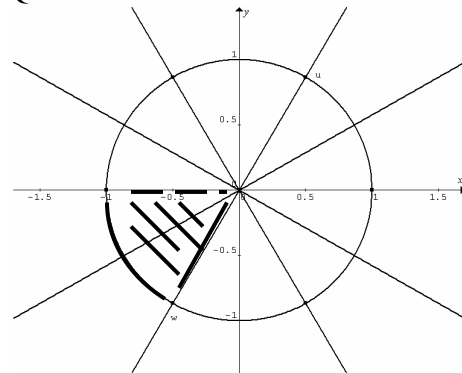


$u = rcis\theta$ , where  $r = \sqrt{\left(\frac{1}{2}\right)^2 + \left(\frac{\sqrt{3}}{2}\right)^2} = 1$  and

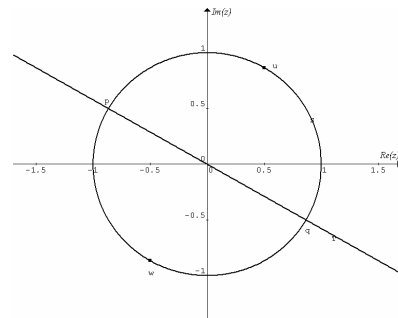
$$\theta = \text{Tan}^{-1}\left(\frac{\frac{\sqrt{3}}{2}}{\frac{1}{2}}\right) = \frac{\pi}{3} \therefore u = cis\left(\frac{\pi}{3}\right).$$

Q2aii  $u^6 = cis\left(6 \times \frac{\pi}{3}\right) = cis(2\pi) = 1.$

Q2aiii and Q2b

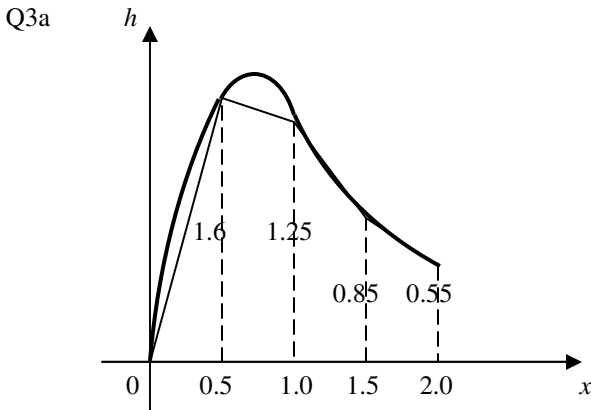


Q2ci and ii



Q2ciii Complex numbers  $p = cis\left(\frac{5\pi}{6}\right)$  and  $q = -p$ . The

coordinates are  $\left(-\frac{\sqrt{3}}{2}, \frac{1}{2}\right)$  and  $\left(\frac{\sqrt{3}}{2}, -\frac{1}{2}\right)$  respectively.



$$\text{Area} \approx \frac{1}{2}(0+1.6)0.5 + \frac{1}{2}(1.6+1.25)0.5 + \frac{1}{2}(1.25+0.85)0.5 + \frac{1}{2}(0.85+0.55)0.5$$

$$= 1.9875 \approx 2 \text{ m}^2.$$

Q3b

$$\frac{10x}{(x^2+1)(3x+1)} = \frac{x+A}{x^2+1} + \frac{B}{3x+1} = \frac{(x+A)(3x+1)+B(x^2+1)}{(x^2+1)(3x+1)}$$

Equate the numerators:  $10x = (x+A)(3x+1) + B(x^2+1)$

Let  $x = 0$ ,  $0 = A + B$  .....(1)

Let  $x = 1$ ,  $10 = (1+A)4 + 2B$ ,  $\therefore 3 = 2A + B$  .....(2)

(2) - (1),  $3 = A$ ,  $\therefore B = -3$ .

Q3c

$$\text{Area} = \int_0^2 \frac{x+3}{x^2+1} - \frac{3}{3x+1} dx$$

$$= \int_0^2 \frac{x}{x^2+1} + \frac{3}{x^2+1} - \frac{3}{3x+1} dx$$

$$= \left[ \frac{1}{2} \log_e(x^2+1) + 3 \tan^{-1}(x) - \log_e(3x+1) \right]_0^2$$

$$= \frac{1}{2} \log_e 5 + 3 \tan^{-1}(2) - \log_e 7 = 2.18 \text{ m}^2.$$

Q3d  $h(x) = \frac{10x}{(x^2+1)(3x+1)}$ . At  $x = 2$ ,  $h = 0.57143$ .

The other position where  $h = 0.57143$  is  $x = 0.06937$ , found by sketching  $h(x) = \frac{10x}{(x^2+1)(3x+1)}$  and  $h = 0.57143$ , and finding the first intersection. At the base of a panel the length that is overlapped by the next panel is  $0.06937$ .  $\therefore$  distance between any two panels is  $2.0 - 0.06937 = 1.93063$ .

Minimum number of panels required  $= \frac{100}{1.93063} = 51.8$ , i.e. 52.

Q4a  $\underline{u} = 12 \cos 60^\circ \underline{i} + 12 \sin 60^\circ \underline{j} = 6 \underline{i} + 6\sqrt{3} \underline{j}$ .

Q4b  $\underline{v} = \int \underline{\ddot{v}} dt = -0.05t^2 \underline{i} - (gt - 0.05t^2) \underline{j} + \underline{c}$ .

At  $t = 0$ ,  $\underline{v} = 6 \underline{i} + 6\sqrt{3} \underline{j}$ ,  $\therefore \underline{c} = 6 \underline{i} + 6\sqrt{3} \underline{j}$ .

Hence  $\underline{v} = -0.05t^2 \underline{i} - (gt - 0.05t^2) \underline{j} + 6 \underline{i} + 6\sqrt{3} \underline{j}$

$\therefore \underline{v} = (6 - 0.05t^2) \underline{i} + (6\sqrt{3} - gt + 0.05t^2) \underline{j}$ .

$$\underline{r} = \int \underline{\dot{r}} dt = \left( 6t - \frac{0.05t^3}{3} \right) \underline{i} + \left( 6\sqrt{3}t - \frac{gt^2}{2} + \frac{0.05t^3}{3} \right) \underline{j} + \underline{d}$$

At  $t = 0$ ,  $\underline{r} = \underline{0}$ ,  $\therefore \underline{d} = \underline{0}$ .

$\therefore \underline{r} = \left( 6t - \frac{0.05t^3}{3} \right) \underline{i} + \left( 6\sqrt{3}t - \frac{gt^2}{2} + \frac{0.05t^3}{3} \right) \underline{j}$  or

$\therefore \underline{r}(t) = \left( 6t - \frac{t^3}{60} \right) \underline{i} + \left( 6\sqrt{3}t - \frac{gt^2}{2} + \frac{t^3}{60} \right) \underline{j}$ , where  $0 \leq t \leq T$ .

Q4c At  $t = T$ , skier lands on down-slope and skier's position vector makes  $-45^\circ$  with the horizontal (positive x-axis).

$$\therefore \underline{r}(T) = \left( 6T - \frac{T^3}{60} \right) \underline{i} + \left( 6\sqrt{3}T - \frac{gT^2}{2} + \frac{T^3}{60} \right) \underline{j}$$

$$\frac{6\sqrt{3}T - \frac{gT^2}{2} + \frac{T^3}{60}}{6T - \frac{T^3}{60}} = \tan(-45^\circ), \frac{6\sqrt{3}T - \frac{gT^2}{2} + \frac{T^3}{60}}{6T - \frac{T^3}{60}} = -1,$$

$$6\sqrt{3}T - \frac{gT^2}{2} + \frac{T^3}{60} = -6T + \frac{T^3}{60}, (6\sqrt{3} + 6)T - \frac{gT^2}{2} = 0,$$

$$T \left( (6\sqrt{3} + 6) - \frac{gT}{2} \right) = 0. \text{ Since } T \neq 0, \therefore T = \frac{12}{g}(\sqrt{3} + 1).$$

Q4d  $\underline{v}(t) = (6 - 0.05t^2) \underline{i} + (6\sqrt{3} - gt + 0.05t^2) \underline{j}$ ,

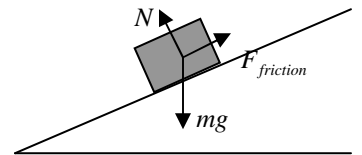
At  $t = T = \frac{12}{g}(\sqrt{3} + 1) = 3.3454$ ,  $\underline{v} = 5.44 \underline{i} - 21.83 \underline{j}$ ,

Speed  $= |\underline{v}| = \sqrt{5.44^2 + (-21.83)^2} = 22.5 \text{ ms}^{-1}$ .

Q5a  $R = 0$ ,

$$F_{\text{friction}} - 5g \sin 30^\circ = 0,$$

$$F_{\text{friction}} = \frac{5g}{2} = 24.5 \text{ newtons}$$



Q5b In this situation it is the force of friction that accelerates the package up the belt. If the acceleration is greater than  $0.8 \text{ ms}^{-2}$ , the package will slip. This indicates that the friction force is at its maximum value  $\mu N$ . Same diagram as above.

Component  $\perp$  to belt:  $R = 0$ ,

$$N - 5g \cos 30^\circ = 0 \dots \dots (1)$$

Component  $\parallel$  to belt:  $R = ma$ ,

$$\mu N - 5g \sin 30^\circ = 5 \times 0.8 \dots \dots (2)$$

Solve (1) and (2),  $\mu \approx 0.67$

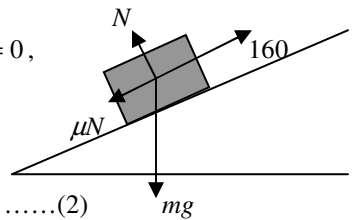
Q5c Component  $\perp$  to belt:  $R = 0$ ,

$$N - mg \cos 30^\circ = 0 \dots \dots (1)$$

Component  $\parallel$  to belt:  $R = ma$ ,

$$160 - \mu N - mg \sin 30^\circ = m \times 0.5 \dots \dots (2)$$

Solve (1) and (2), where  $\mu \approx 0.67$ ,  $m = 14.4 \text{ kg}$



Please inform mathline@itute.com re conceptual, mathematical and/or typing errors