

Student Name: _____

MATHEMATICAL METHODS (CAS)

Units 3 & 4 – Written examination 2



2009 Trial Examination

Reading time: 15 minutes

Writing time: 2 hours

QUESTION & ANSWER BOOK

Structure of book

<i>Section</i>	<i>Number of questions</i>	<i>Number of questions to be answered</i>	<i>Number of marks</i>	<i>Suggested times (minutes)</i>
1	22	22	22	33
2	5	5	58	87
Total 80				

- Students are permitted to bring into the examination room: pens, pencils, highlighters, erasers, sharpeners, rulers, a protractor, set-squares, aids for curve sketching, one bound reference, one approved graphics calculator (memory DOES NOT need to be cleared) and, if desired, one scientific calculator
- Students are NOT permitted to bring into the examination room: blank sheets of paper and/or white out liquid/tape.

Materials supplied

- Question and answer book of 24 pages including answer sheet for multiple-choice questions.

Instructions

- Print your name in the space provided on the top of this page and the multiple-choice answer sheet.
- All written responses must be in English.

Students are NOT permitted to bring mobile phones and/or any other unauthorised electronic communication devices into the examination room.

Instructions for Section 1

Answer all questions on the answer sheet provided for multiple choice questions.

Choose the response that is **correct** for the question.

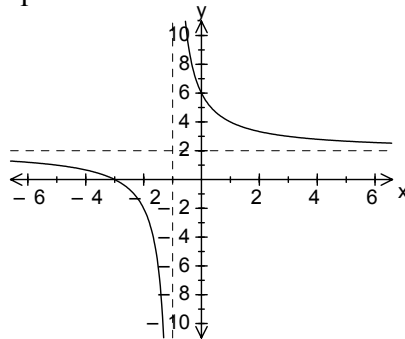
A correct answer scores 1, an incorrect answer scores 0.

Marks will **not** be deducted for incorrect answers.

No marks will be given if more than one answer is completed for any question.

Question 1

The graph shown is given by the equation:



A. $y = \frac{1}{x-1} - 2$

B. $y = \frac{2}{x+1} + 2$

C. $y = \frac{2x+6}{x+1}$

D. $y = \frac{1}{x+1} - 2$

E. $y = \frac{x+1}{2x+2}$

Question 2

The derivative of $x \log_e(x^2 - x)$ with respect to x is given by:

A. $x(2x-1)\log_e(x^2 - x)$

B. $\log_e(x^2 - x) + \frac{2x-1}{x-1}$

C. $\frac{2x-1}{x^2 - x}$

D. $\frac{2x-1}{x-x}$

E. $x(x^2 - x) + 2x - 1$

Question 3

The exact range of the function $f : (e, 5] \rightarrow R, f(x) = -2 \log_e x$, is:

- A. $[-2 \log_e(5), -2)$
- B. $(-2, -2 \log_e(5)]$
- C. $[-3.2, -2)$
- D. $(-2, -3.2]$
- E. $(-2 \log_e(5), -2]$

Question 4

The inverse of the function $f : (-\infty, 2] \rightarrow R, f(x) = (x - 2)^2 + 3$ is:

- A. $f^{-1} : [2, \infty) \rightarrow R, f^{-1}(x) = 2 - \sqrt{x - 3}$
- B. $f^{-1} : [3, \infty) \rightarrow R, f^{-1}(x) = 2 + \sqrt{x - 3}$
- C. $f^{-1} : [2, \infty) \rightarrow R, f^{-1}(x) = \sqrt{x} - 1$
- D. $f^{-1} : [3, \infty) \rightarrow R, f^{-1}(x) = 2 - \sqrt{x - 3}$
- E. $f^{-1} : [3, \infty) \rightarrow R, f^{-1}(x) = 2 + \sqrt{x - 3}$

Question 5

If the graph of $y = g(x)$ is transformed by a reflection in the y axis, a dilation by a factor of 2 from the y axis and a translation 2 units horizontally (to the right), the resulting graph would have the equation:

- A. $y = g(2 - 2x)$
- B. $y = g\left(1 - \frac{x}{2}\right)$
- C. $y = -g\left(\frac{x}{2} - 1\right)$
- D. $y = g\left(2 - \frac{x}{2}\right)$
- E. $y = -g\left(\frac{x}{2} - 2\right)$

TURN OVER

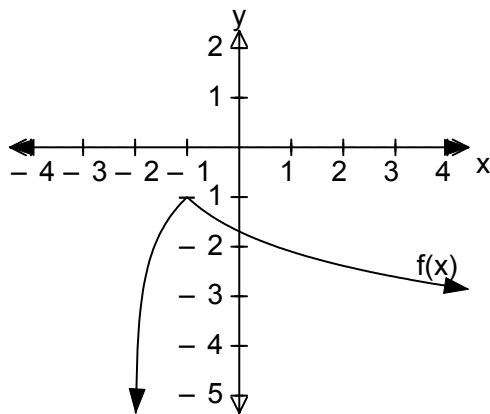
Question 6

The solution of the equation $e^{2x} - e^x = 6$ is:

- A. $\ln(6)$
- B. $\ln(3), \ln(2)$
- C. $\ln(3)$
- D. 1
- E. $\ln(3), -\ln(2)$

Question 7

The graph of the function f is shown below:

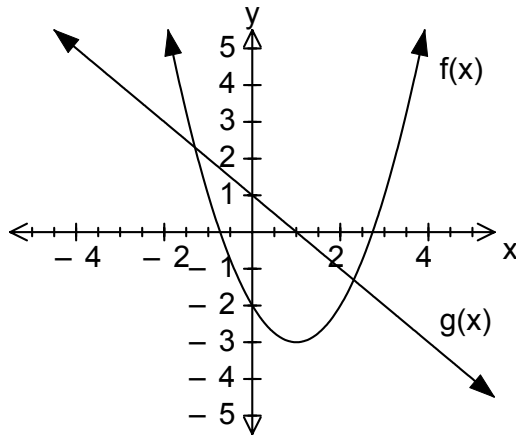


The equation of the function f is given by:

- A. $f(x) = -|\log_e(x+1)| - 2$
- B. $f(x) = |\log_e(x-2)| + 1$
- C. $f(x) = -|\log_e(x-2)| + 1$
- D. $f(x) = -|\log_e(x+2)| - 1$
- E. $f(x) = |\log_e(x+2)| - 1$

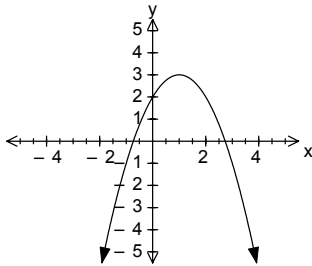
Question 8

The graphs of $f(x) = (x-1)^2 - 3$, and $g(x) = 1 - x$ are shown below

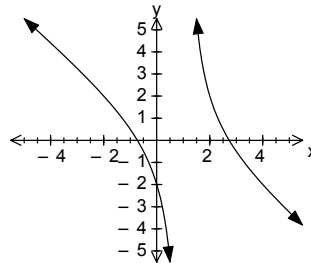


If $h(x) = f(x).g(x)$, then the graph of h is represented by:

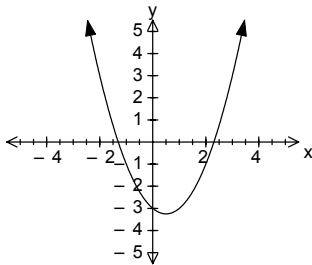
A.



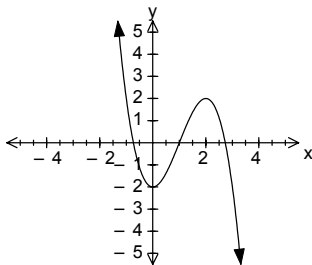
D.



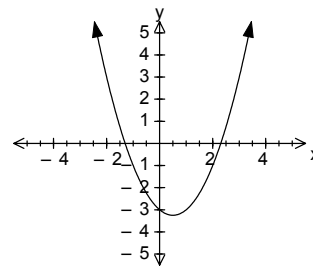
B.



C.



E.



TURN OVER

Question 9

A spherical ice-cube is slowly melting. The rate of change of the volume with respect to r , in cm^3/cm , when the **diameter** is 2 cm , is:

A. 16π

B. 8π

C. 4π

D. $\frac{64\pi}{3}$

E. $\frac{4\pi}{3}$

Question 10

If $\int_0^k (4x - 5)dx = 3$ then k is given by:

A. $-\frac{1}{2}, 3$

B. $-\frac{1}{2}$

C. 3

D. 2

E. $2, 3$

Question 11

If $\Pr(A|B) = 0.3$, $\Pr(A \cup B) = 0.6$ and $\Pr(B) = 0.4$, then $\Pr(A)$ is:

A. 0.20

B. 0.32

C. 0.82

D. 0.10

E. 0.48

Question 12

The value of $E(X)$ for the following probability distribution is:

x	0	1	2	3
$\Pr(X = x)$	0.25	$2k$	0.45	$4k$

- A. 1.00
- B. 0.90
- C. 2.30
- D. 1.85
- E. 1.60

Question 13

The chance of Daisy scoring a goal in netball is 0.85. If she has 30 shots at goal during a game the probability (correct to 4 decimal places) that she scores at least 27 goals is:

- A. 0.8486
- B. 0.6783
- C. 0.1514
- D. 0.7972
- E. 0.3217

Question 14

$f(x)$ is a smooth, continuous curve, such that :

$f(2) = 2, f(5) = 7, f(0) = 5, f'(2) = 0, f'(5) = 0, f'(x) > 0$ for $x \in (2,5) \cup (5,\infty)$ and

$f'(x) < 0$ for $x \in (-\infty,2)$ then the general form of the equation of f is:

- A. $f(x) = ax^4 + bx^3 + cx^2 + dx + e$
- B. $f(x) = ae^{x-b} + c$
- C. $f(x) = ax^3 + bx^2 + cx + d$
- D. $f(x) = ax^2 + bx + c$
- E. $f(x) = \frac{a}{x-b} + c$

TURN OVER

Question 15

If $X \sim N(1.5, 0.0625)$, then $\Pr(x > 1.6 | X < 1.8)$, correct to 4 decimal places is:

- A. 0.0548
- B. 0.2594
- C. 0.2295
- D. 1.0000
- E. 0.3894

Question 16

If X is a random variable with a probability density function defined by

$$f(x) = \begin{cases} \frac{1}{2} \sin\left(\frac{x}{2}\right) & \pi \leq x \leq 2\pi \\ 0 & \text{elsewhere} \end{cases}$$

The mode is given by:

- A. $\frac{5\pi}{4}$
- B. 2π
- C. π
- D. $\frac{3\pi}{2}$
- E. $\frac{7\pi}{4}$

Question 17

The x -intercepts for $y = 4 \sin\left(\frac{x}{2}\right) + 2, x \in [-2\pi, 2\pi]$ are equal to:

- A. $\frac{-2\pi}{3}, \frac{-4\pi}{3}$
- B. $\frac{-5\pi}{6}, \frac{-\pi}{6}$
- C. $\frac{-5\pi}{3}, \frac{-\pi}{3}, \frac{\pi}{3}, \frac{5\pi}{3}$
- D. $\frac{-5\pi}{6}, \frac{-\pi}{6}, \frac{\pi}{6}, \frac{5\pi}{6}$
- E. $\frac{-5\pi}{3}, \frac{-\pi}{3}$

Question 18

If $\int_{-1}^3 (g(x))dx = -6$ then $\int_{-1}^3 \left(5 - \frac{g(x)}{2}\right)dx$ is equal to:

- A. 23
- B. 7
- C. 13
- D. 8
- E. 2

Question 19

If $f(x) = \frac{4}{3-2x}$, then $\int f(x+1)dx$ is equal to:

- A. $-2 \log_e |1-2x| + c$
- B. $8 \log_e |1-2x| + c$
- C. $-4 + c$
- D. $2 \log_e |1-2x| + c$
- E. $-8 \log_e |1-2x| + c$

Question 20

The area of the region bounded by the curve $f(x) = x^2 - 7x + 10, x \in R$, the x -axis and y -axis in square units, is :

- A. $13\frac{1}{6}$
- B. $4\frac{1}{2}$
- C. $4\frac{1}{6}$
- D. $8\frac{2}{3}$
- E. $6\frac{5}{6}$

TURN OVER

Question 21

If $Z \sim N(0,1)$, and $\Pr(-z < Z < z) = 0.48$, then the value of z , correct to 4 decimal places is:

- A. 0.6433
- B. 0.0502
- C. 0.3156
- D. 0.3874
- E. 0.7063

Question 22

A function has the rule $p(t) = 26 \ln(3t + 1)$. The average rate of change of p with respect to t , between $t = 3$ and $t = 5$ is **exactly** equal to:

- A. $-13 \ln(1.6)$
- B. 6.11
- C. 3.00
- D. $13 \ln\left(\frac{8}{5}\right)$
- E. 7.80

SECTION 2**Instructions for Section 2**

Answer **all** questions in the spaces provided.

A decimal approximation will not be accepted if an **exact** answer is required to a question.

In questions where more than one mark is available, appropriate working **must** be shown.

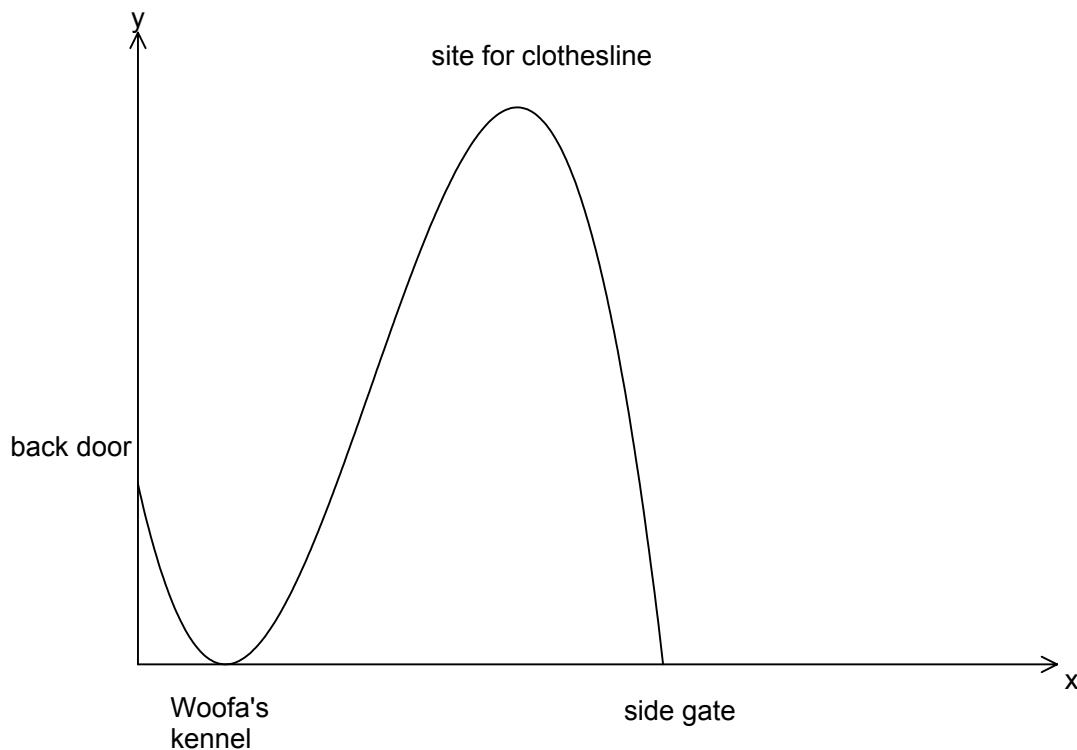
Where an instruction to **use calculus** is stated for a question, you must show an appropriate derivative or anti-derivative.

Unless otherwise indicated, the diagrams in this book are **not** drawn to scale.

Question 1

Tom is landscaping his backyard. He decides to plot it on a grid, to help with the design. His back door is located at $(0,3)$, Woofa's kennel is located at $(1,0)$ and the side gate is located at $(6,0)$.

He wants to install a path joining the points in the shape of a cubic curve, so that one of the turning points occurs at Woofa's kennel as shown in the diagram.

**TURN OVER**

- a. If the path has the general equation: $y = a(x - b)^2(x - c)$, show that $a = \frac{-1}{2}$, $b = 1$, $c = 6$.

2 marks

- b. If the clothesline is to be located at the second turning point, find the exact co-ordinates of the clothesline.

3 marks

- c. Tom marks out a straight line, $f(x)$ between the back door and the point on the path (4,9). Find the equation of this line.

2 marks

- d. The area between $f(x)$ and the path will be covered with lawn. Use calculus to find the area of lawn that will be sown.

2 marks

- e. Tom is thinking of putting in a fence for a vegetable patch, so that it is a **normal** to the curve at $x = 2$. Find the equation of $g(x)$, representing this fence.

3 marks

- f. Show if this fence will fit in the yard before the side gate.

1 mark

TURN OVER

Question 2

- a. If a and b are positive integers, such that $a^x = b^{1-x}$, show by using natural logarithms that

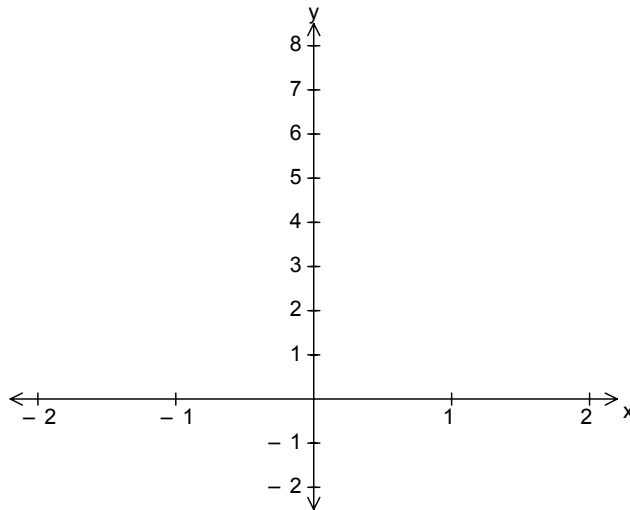
$$x = \frac{\ln(b)}{\ln(a) + \ln(b)}$$

2 marks

- b. Hence, if $9^x = 4^{1-x}$, show that $x = \frac{\ln(2)}{\ln(6)}$

2 marks

- c. Sketch $f(x) = 5^x$, and $g(x) = e^{1-x}$, on the same set of axes. Show asymptotes and axis intercepts.



2 marks

- d. State the exact value of x at the point where the curves intersect.

2 marks

Question 3

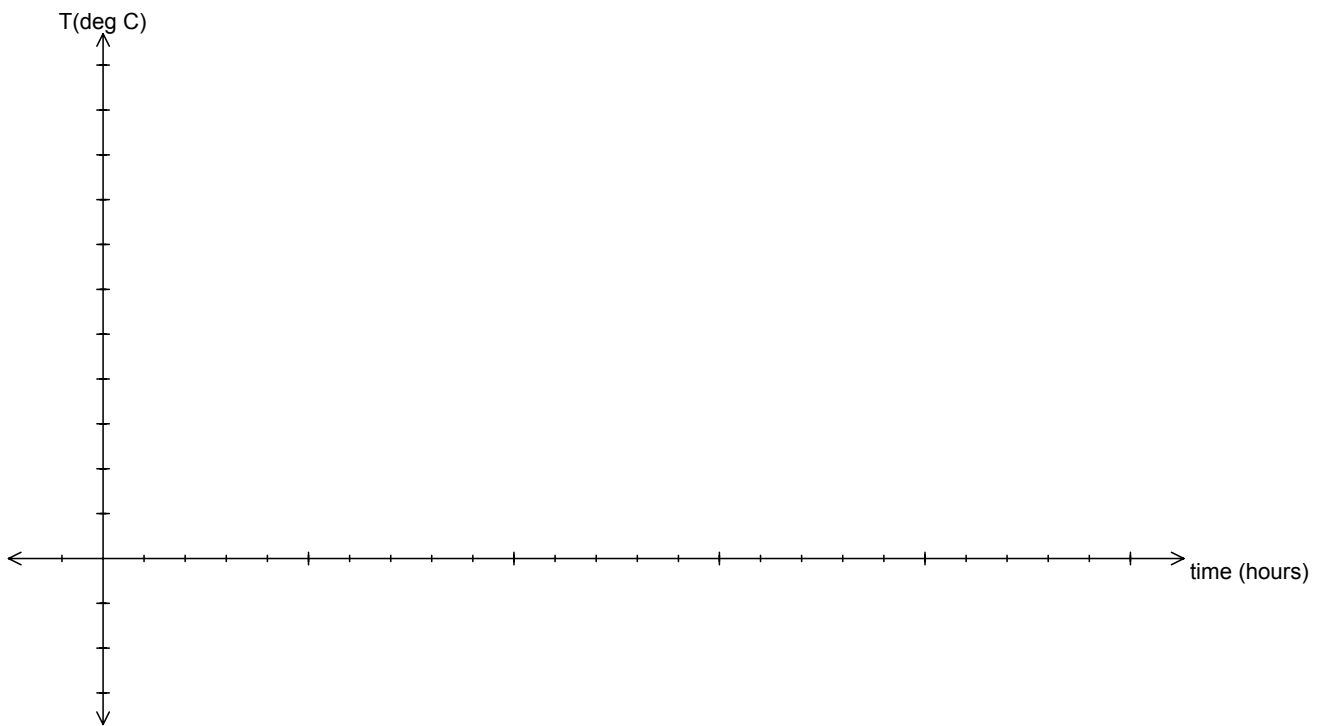
The temperature in a butcher's cool room, t hours after 9 *am* is modelled by the equation

$$T(t) = -5 \cos\left(\frac{\pi}{12}(t + 6)\right) + 4$$

- a. Find the temperature range in the cool room

1 mark

- b. Sketch the graph of the temperature in the cool room, over a 24 hour period. Give the axis intercepts (correct to 1 decimal place) and turning points.



3 marks

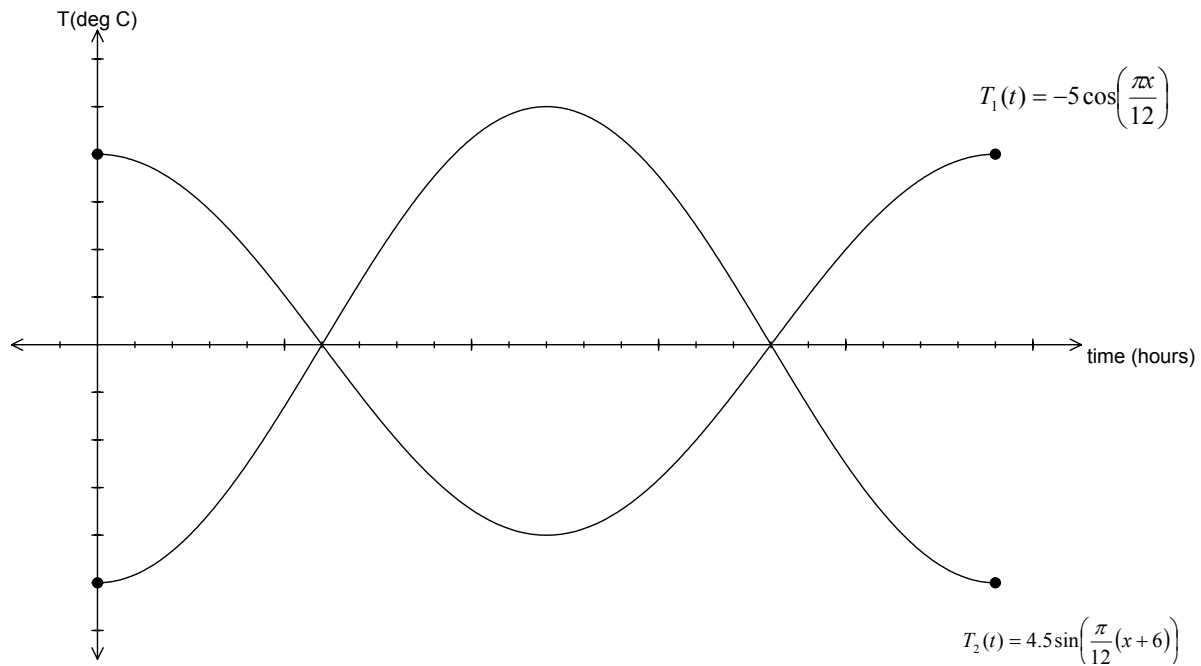
TURN OVER

This temperature range is too great, so the butcher investigates a new cool room that has two cooling systems in operation. The temperature produced individually by the two systems is given by the following equations:

$$T_1(t) = -5 \cos\left(\frac{\pi t}{12}\right) \text{ and } T_2(t) = 4 \sin\left(\frac{\pi}{12}(t + 6)\right)$$

The sum of these two functions, $T_3 = T_1 + T_2$ gives the overall temperature in the cool room, t hours after 9 am. The graphs of T_1 and T_2 are shown below.

- c. Use addition of ordinates to sketch the new graph T_3 , over a 24 hour period.



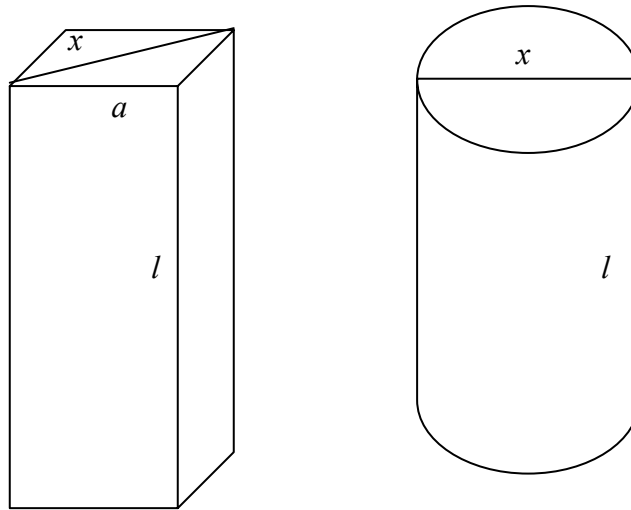
1 mark

- d. What is the temperature range of the new cool room?

1 mark

Question 4

A company makes small cylindrical rods and small square end rods that have the same maximum width x cm. The rods must be the same length, so they can be used for the same job.



- a.** If the cylindrical rods have a volume of 100 cm^3 , show that the length of the rods is given by

$$l = \frac{400}{\pi x^2} \text{ cm}$$

2 marks

- b.** Find the exact volume of the square end rods.

2 marks

TURN OVER

2009 MATHMETHODS (CAS) EXAM 2

It is known that in the process of manufacturing, 3% of the rods are faulty. After manufacturing, the rods are boxed in cartons of 100.

- c. If a carton of rods is randomly selected, find the probability (to 4 decimal places) that no more than 2 rods are faulty in the carton.

2 marks

- d. Find the probability (to 4 decimal places) that at least nine out of ten cartons have no more than 2 faulty rods per carton.

2 marks

Their customers order their cartons of rods monthly. The company has found that 65% of their customers order round end rods, if their previous order was for round ends, whereas 75% of their customers order square end rods if their previous order was for square ends.

- e. If a customer orders round ended rods in January, find the probability (correct to 4 decimal places) that they will order round ended rods in April.

3 marks

- f. If a customer orders round ended rods in January, find the probability (correct to 4 decimal places) that they will order square ended rods on at least 2 of their next 3 orders.

2 marks

The cost of producing the rods $\$C$ is a continuous random variable with a probability function

given by
$$C(x) = \begin{cases} \frac{6}{5}(x^2 - x) & 1 \leq x \leq 2 \\ 0 & \text{elsewhere} \end{cases}$$

- g.
i. Find the median cost of production.

3 marks

- ii. Find the probability (correct to 4 decimal places) that the cost of production of the rods will be less than \$1.60

2 marks

TURN OVER

The weights W g of the rods are normally distributed with a mean of 108 g. It is known that 11% of the rods are under 107 g.

h

- i.** Find the standard deviation, correct to 2 decimal places.

3 marks

- ii.** Find the interval between which approximately 95% of the weights of the rods would lie. Give values correct to 2 decimal places.

1 mark

Question 5

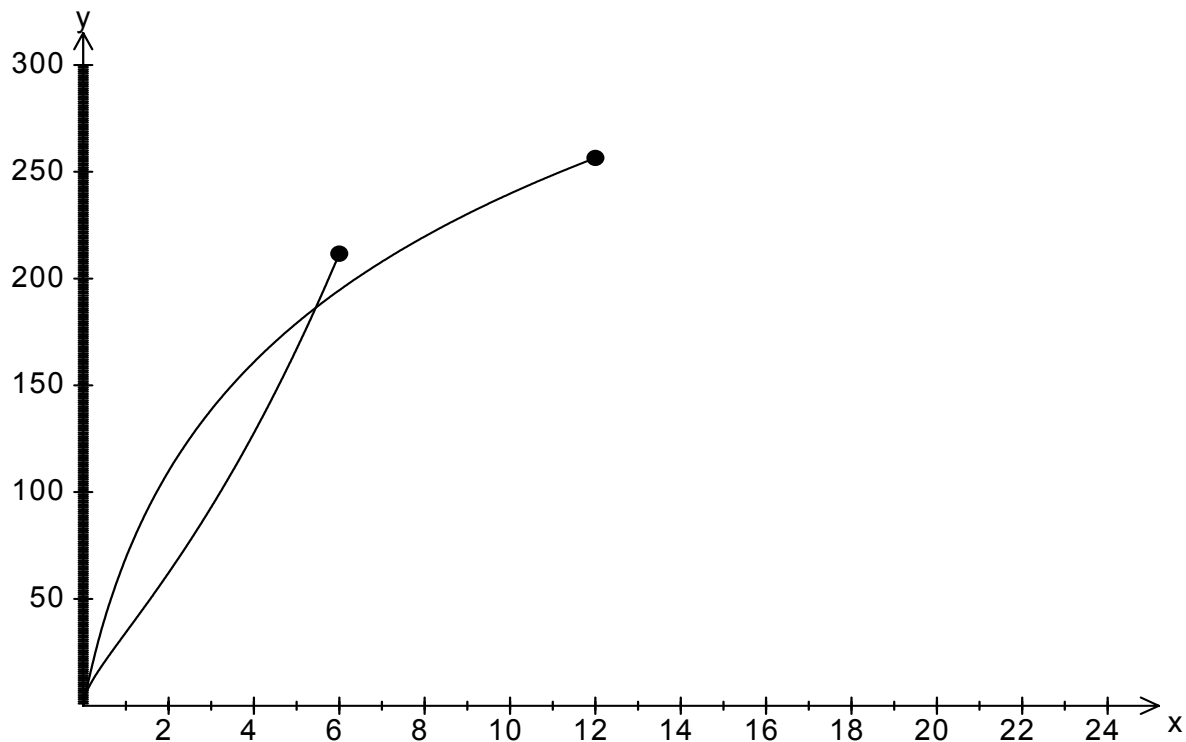
Two new drugs have been developed that help with pain relief for terminally ill patients. The tablets must be given together and they provide 24 hour relief to the patients. Tablet A is absorbed into the blood stream over twelve hours and it is cleared over the next twelve hours. Tablet B is absorbed into the blood stream over six hours and is cleared over the next six hours. This can be modelled by the following equations:

$$\text{Tablet A } \begin{cases} A_1 = 100\ln(t+1) & 0 \leq t \leq 12 \\ A_2 = 100\ln(25-t) & 12 < t \leq 24 \end{cases} \quad \text{and} \quad \text{Tablet B } \begin{cases} B_1 = 20(e^{\sqrt{x}} - 1) & 0 \leq t \leq 6 \\ B_2 = 20(e^{\sqrt{12-x}} - 1) & 6 < t \leq 24 \end{cases}$$

Where A_1 A_2 B_1 B_2 represent the amount of active chemical in mg in the bloodstream after t hours

The graphs of A_1 and B_1 are shown below.

- a. On the same set of axes, sketch the graphs of A_2 and B_2 .



1 mark

TURN OVER

b.

i. Describe the transformations that have changed equation A_1 to equation A_2 .

1 mark

ii. Describe the transformations that have changed equation B_1 to equation B_2 .

1 mark

c.

i. What is the maximum amount of A absorbed into the bloodstream correct to 2 decimal places?

1 mark

ii. What is the maximum amount of B absorbed into the bloodstream correct to 2 decimal places?

1 mark

Maximum relief for the patients is reached when the amount of A and B are added together, giving the greatest concentration of drugs in the bloodstream.

d. What is the greatest concentration of the two drugs in the bloodstream?

1 mark

- e. How long after initially taking the tablets will maximum relief be achieved (to the nearest minute)?

1 mark

A period of very good relief is achieved when the level A is greater than 125 mg **and** the level of B is greater than 125mg at the same time.

- f. How long does this period of very good relief last for to the nearest minute?

2 marks

MULTIPLE CHOICE ANSWER SHEET

Student Name: _____

Circle the letter that corresponds to each correct answer.

Question					
1	A	B	C	D	E
2	A	B	C	D	E
3	A	B	C	D	E
4	A	B	C	D	E
5	A	B	C	D	E
6	A	B	C	D	E
7	A	B	C	D	E
8	A	B	C	D	E
9	A	B	C	D	E
10	A	B	C	D	E
11	A	B	C	D	E
12	A	B	C	D	E
13	A	B	C	D	E
14	A	B	C	D	E
15	A	B	C	D	E
16	A	B	C	D	E
17	A	B	C	D	E
18	A	B	C	D	E
19	A	B	C	D	E
20	A	B	C	D	E
21	A	B	C	D	E
22	A	B	C	D	E