

**Mathematical Association of Victoria
Trial Exam 2009**

MATHEMATICAL METHODS

STUDENT NAME _____

Written Examination 2

**Reading time: 15 minutes
Writing time: 2 hours**

QUESTION AND ANSWER BOOK

Structure of book

<i>Section</i>	<i>Number of questions</i>	<i>Number of questions to be answered</i>	<i>Number of marks</i>
1	22	22	22
2	4	4	58
			Total 80

- Students are permitted to bring into the examination room: pens, pencils, highlighters, erasers, sharpeners, rulers, a protractor, set-squares, aids for curve sketching, one bound reference, one approved **graphics** calculator (memory DOES NOT need to be cleared) and, if desired, one scientific calculator.
 - Students are NOT permitted to bring into the examination room: blank sheets of paper and/or white out liquid/tape.
- Materials supplied**
- Question and answer book of 21 pages with a detachable sheet of miscellaneous formulas at the back.
 - Answer sheet for multiple-choice questions.
- Instructions**
- Detach the formula sheet from the back of this book during reading time.
 - Write your **student name** in the space provided above on this page.
 - All written responses must be in English.
- At the end of the examination**
- Place the answer sheet for multiple-choice questions inside the front cover of this book.

Students are NOT permitted to bring mobile phones and/or any other unauthorised electronic devices into the examination room.

SECTION 1

Instructions for Section 1

Answer **all** questions in pencil on the answer sheet provided for multiple-choice questions.

Choose the response that is **correct** for the question.

A correct answer scores 1, an incorrect answer scores 0.

Marks will **not** be deducted for incorrect answers.

No marks will be given if more than one answer is completed for any question.

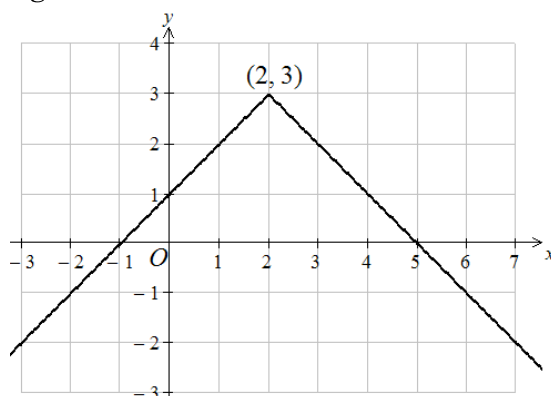
Question 1

Consider the function $f : [-4, 2) \rightarrow \mathbb{R}, f(x) = (x-1)^2$. The range of f is

- A. $(1, 25]$
- B. $(0, 25]$
- C. $[0, \infty)$
- D. $(1, \infty)$
- E. $[0, 25]$

Question 2

Part of the graph of the function $g : \mathbb{R} \rightarrow \mathbb{R}$ is shown.



The rule of the function is

- A. $g(x) = |2-x| - 3$
- B. $g(x) = -(|x-2|) + 3$
- C. $g(x) = |x+2| - 3$
- D. $g(x) = -|x-2| + 3$
- E. $g(x) = |x+3| - 2$

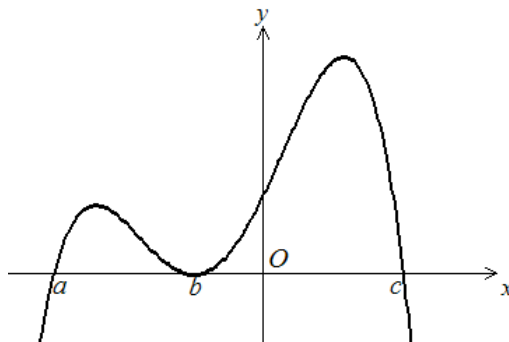
Question 3

Let $f(x) = \frac{1}{x}$ and $g(x) = \frac{2x-1}{x+3}$. Which one of the following is correct?

- A. $g(x) = 2 - 7f(x+3)$
- B. $g(x) = 2f(x+3) - 1$
- C. $g(x) = 2f(x-1) + 3$
- D. $g(x) = f(2x-1) + 3$
- E. $g(x) = f(2x+3) - 1$

Question 4

The graph of a quartic function f is shown below. The x -axis intercepts have coordinates $(a, 0)$, $(b, 0)$ and $(c, 0)$, where a , b and c are real constants.



The rule for f could be

- A. $f(x) = (x-a)(x-c)(x-b)^2$
- B. $f(x) = -(x-a)(x-c)(x-b)^2$
- C. $f(x) = (x+a)(x-c)(x+b)^2$
- D. $f(x) = -(x+a)(x-a)(x+b)^2$
- E. $f(x) = -(x-a)(x-b)(x-c)^2$

Question 5

The power function $f: [m, \infty) \rightarrow \mathbb{R}$, with rule $f(x) = (2x+1)^8$, will have an inverse function if

- A. $m \leq \frac{1}{2}$
- B. $m < 0$
- C. $m > -\frac{1}{2}$
- D. $m \geq -1$
- E. $m < 1$

Question 6

If $f(x) = \frac{1}{x^2}$ and $g(x) = \begin{cases} \sqrt{|x|} & \text{if } x \leq 1 \\ \frac{1}{x^5} & \text{if } x > 1 \end{cases}$, then the implied domain of $f - g$ is

- A. \mathbb{R}
- B. $\mathbb{R} \setminus \{0\}$
- C. $(0, \infty)$
- D. $(1, \infty)$
- E. $(-\infty, 1]$

Question 7

The sum of the solutions to $2\cos(3x) + 1 = 0$ for $0 \leq x \leq \pi$ is

- A. $\frac{2\pi}{9}$
- B. $\frac{4\pi}{9}$
- C. $\frac{8\pi}{9}$
- D. $\frac{2\pi}{3}$
- E. $\frac{14\pi}{9}$

Question 8

The transformations required to get the graph with equation $y = 2\sin(3x - 1)$ from the graph with equation $y = \sin(x)$ could be

- A. a dilation of a factor of 2 from the x -axis, followed by a dilation of a factor of $\frac{1}{3}$ from the y -axis and then a translation of $\frac{1}{3}$ of a unit to the right.
- B. a dilation of a factor of 2 from the x -axis, followed by a dilation of a factor $\frac{1}{3}$ from the y -axis and then a translation of 3 units to the right.
- C. a dilation of a factor of 2 from the x -axis, followed by a dilation of a $\frac{1}{3}$ from the y -axis and then a translation of 1 unit to the right.
- D. a dilation of a factor of 2 from the x -axis, followed by a dilation of a factor of $\frac{1}{3}$ from the y -axis and then a translation of $\frac{1}{3}$ of a unit to the left.
- E. a dilation of a factor of $\frac{1}{3}$ from the x -axis, followed by a dilation of a factor of 2 from the y -axis and then a translation of $\frac{1}{3}$ of a unit to the right.

Question 9

The derivative of $\log_e(2x) - \sqrt{x^3}$ is

- A. $\frac{1}{x} - \frac{2}{5}x^{\frac{5}{2}}$
- B. $\frac{2}{x} - \frac{3\sqrt{x}}{2}$
- C. $\frac{1}{x} - \frac{2}{3\sqrt[3]{x}}$
- D. $\frac{1}{x} - \frac{3}{2\sqrt{x}}$
- E. $\frac{1}{x} - \frac{3\sqrt{x}}{2}$

Question 10

If $g(x) = -\cos(f(x))$, then $g'(x)$ is equal to

- A. $f'(x)\sin(f(x))$
- B. $f'(x)\sin(x)$
- C. $\sin(f'(x))$
- D. $-f'(x)\cos(f(x))$
- E. $-\cos(f'(x))$

Question 11

Consider the differentiable function $f: R \rightarrow R$ with the following properties

- $f'(x) > 0$ when $x \in (-1, 2)$ and
- $f'(x) < 0$ when $x \in (-\infty, -1) \cup (2, \infty)$.

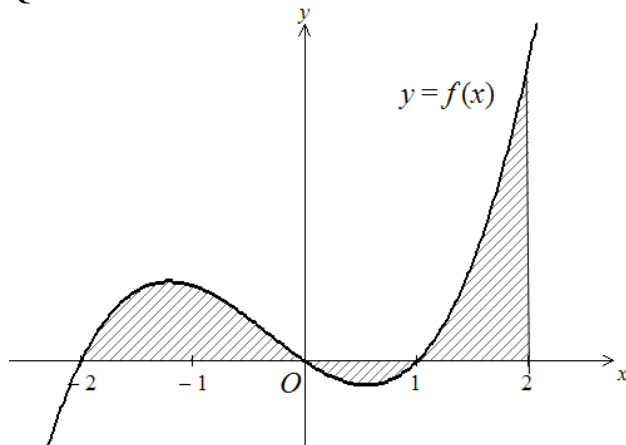
The smooth and continuous graph of f has

- A. a local maximum at $x = -1$ and a local minimum at $x = 2$
- B. a stationary point of inflection at $x = -1$ and a local minimum at $x = 2$
- C. a local maximum at $x = 2$ and a local minimum at $x = -1$
- D. a stationary point of inflection at $x = 2$ and a local minimum at $x = -1$
- E. local maximums at $x = -1$ and $x = 2$

Question 12

Which of the following is **false** for the function f where $f(x) = (x-1)^{\frac{2}{3}}$?

- A. The graph has a cusp at $x = 1$.
- B. The graph has a vertical tangent at $x = 1$.
- C. The derivative of f is not defined at $x = 1$.
- D. f is continuous for $x \in R$.
- E. f' exists for $x \in R$.

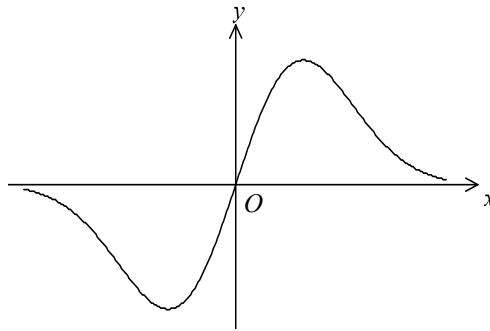
Question 13

The total area of the shaded regions in the diagram is given by

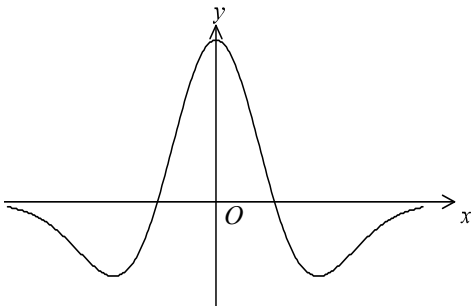
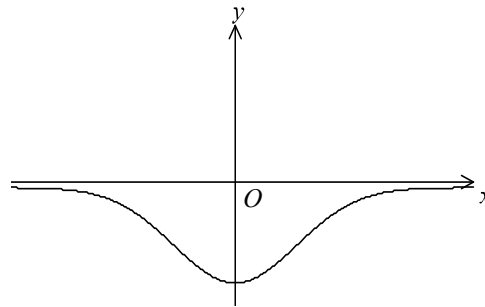
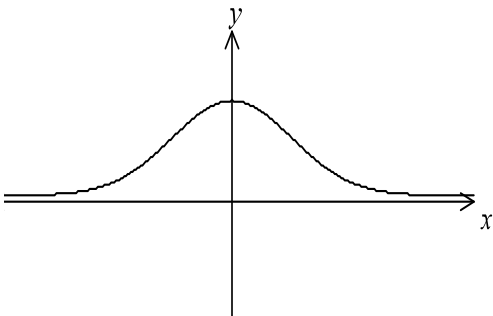
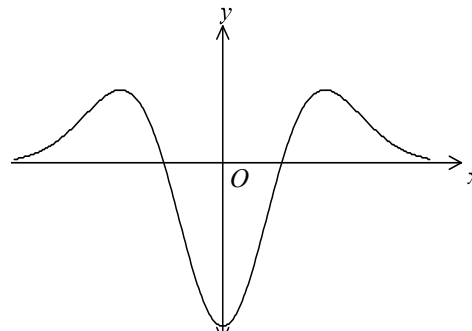
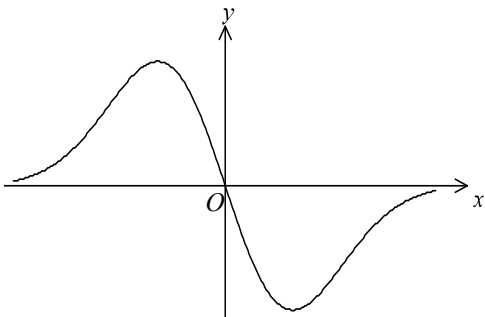
- A. $\int_{-2}^2 f(x) dx$
- B. $\left| \int_{-2}^2 f(x) dx \right|$
- C. $\int_{-2}^0 f(x) dx + \int_1^0 f(x) dx + \int_1^2 f(x) dx$
- D. $\int_{-2}^0 f(x) dx + \int_0^1 f(x) dx + \int_1^2 f(x) dx$
- E. $\int_0^{-2} f(x) dx - \int_1^0 f(x) dx + \int_2^1 f(x) dx$

Question 14

The graph of the function $f: \mathbb{R} \rightarrow \mathbb{R}$, with rule $y = f(x)$ is shown below.



Which one of the following could be the graph of $y = f'(x)$?

A.**B.****C.****D.****E.**

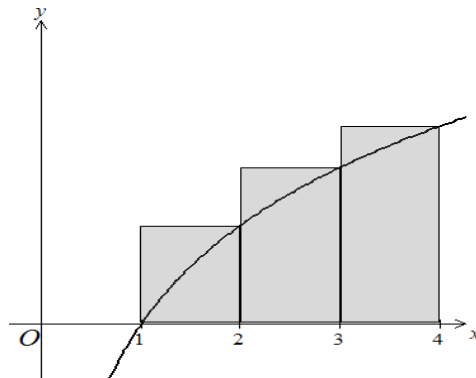
Question 15

If $\int_{-2}^1 u(x) dx = 8$, then $\int_{-2}^1 \left(2x - \frac{u(x)}{2} \right) dx$ is equal to

- A. -7
- B. -2
- C. 1
- D. 10
- E. -4

Question 16

The area under the curve $y = \log_e(x)$ between $x = 1$ and $x = 4$ is approximated by three rectangles, as shown.



This approximation to the area is

- A. $8 \log_e(2) - 3$
- B. $\log_e(24)$
- C. $\log_e(6)$
- D. $\log_e(7)$
- E. $\log_e(16) - 3$

Question 17

Consider the function with rule $h(x) = \sin(x) + \cos(x)$. The average rate of change of h between $x = \frac{\pi}{2}$ and $x = \pi$ is

- A. $-\frac{4}{\pi}$
- B. $-\frac{\pi}{4}$
- C. $\frac{4}{\pi}$
- D. $\frac{\pi}{4}$
- E. 0

Question 18

The probability that it will rain on a particular day given that it rained the day before is 0.35. The probability that it will rain on a particular day given that it did not rain the day before is 0.22. If it rains on Monday, then the probability that it will rain on the Wednesday is

- A. 0.1225
- B. 0.2655
- C. 0.2435
- D. 0.3500
- E. 0.7345

The following information applies to Question 19 and 20.

Consider the discrete probability distribution table.

x	1	2	3	5	6	7
$\Pr(X=x)$	0.2	0.2	0.1	0.05	0.15	0.3

Question 19

The median value of X is

- A. 3
- B. 4
- C. 4.25
- D. 5
- E. 7

Question 20

The $\Pr(X = 6 \mid X \geq 3)$ equals

- A. 0.6
- B. 0.5
- C. 0.3
- D. 0.25
- E. 0.15

Question 21

The results of a Mathematical Methods CAS examination are normally distributed with a mean of 30 and variance of 49. If the top 8% are awarded A+ then the cut off score, to the nearest integer, for an A+ would be

- A. 10
- B. 20
- C. 35
- D. 40
- E. 50

Question 22

It is known that the probability of a person becoming ill after eating at a particular restaurant is 0.3. A random sample of 10 people who ate at the restaurant was taken and the people were monitored. The probability that at most two of them will **not** become ill, correct to four decimal places, is

- A. 0.0016
- B. 0.0015
- C. 0.3545
- D. 0.3827
- E. 0.3828

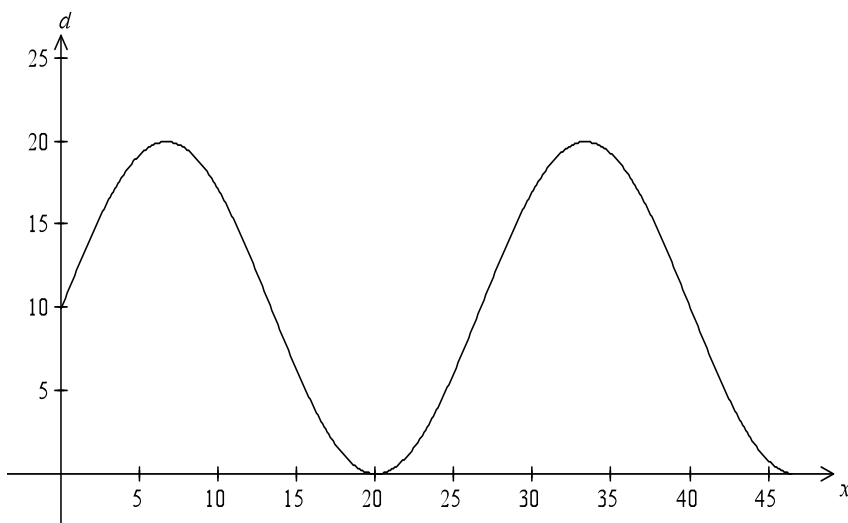
SECTION 2

Instructions for Section 2

Answer **all** questions in the spaces provided.
 A decimal approximation will not be accepted if an **exact** answer is required to a question.
 In questions where more than one mark is available, appropriate working **must** be shown.
 Unless otherwise indicated, the diagrams in this book are **not** drawn to scale.

Question 1

The side view of the top of a roller coaster in a mouse’s cage is shown below. d is the vertical height of the roller coaster above the bottom of the cage in cm and x is the horizontal distance in cm from the start of the roller coaster. The start of the roller coaster is at $(0, 10)$ where it is attached to the side of the cage. The maximum height of the roller coaster is 20 cm and the roller coaster first reaches the bottom of the cage when $x = 20$ cm. The end of the roller coaster is where it touches the bottom of the cage for the second time.



The top section of the roller coaster can be modelled by the equation $d = A \sin(nx) + B$, where A , n and B are real constants.

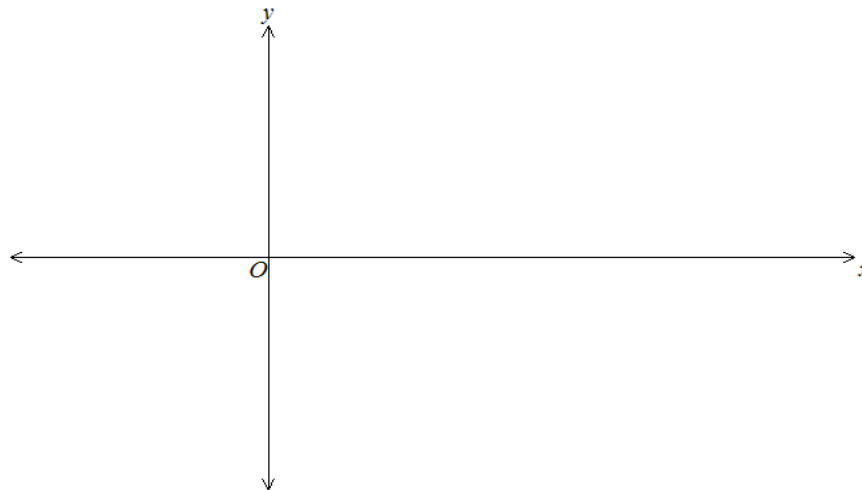
- a. i.** Find A and B .

- ii.** Show that $n = \frac{3\pi}{40}$.

2 + 1 = 3 marks

The bottom of the roller coaster, d_b cm, is a dilation of the curve of d by a factor of $\frac{1}{2}$ from the x -axis.

- b. i.** Sketch the graph of d_b on the set of axes below. Label the turning points and end points with their coordinates.



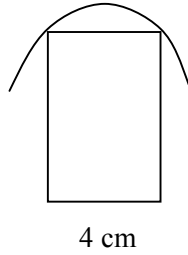
- ii.** Write down the rule for the bottom section of the roller coaster.

- iii.** What is the relationship between the area bounded by the curves of d and d_b and the line $x = 0$, and the area bounded by the curve of d_b , the x -axis and the line $x = 0$?

- iv.** If the roller coaster is 3 cm wide, what volume is taken up by the roller coaster? Give your answer in cm^3 correct to two decimal places.

2 + 1 + 1 + 2 = 6 marks

The roller coaster needs more support. A cuboid structure, with width 4 cm, is going to be put under each of the arches of d_b . The side view is shown below.



- c. What is the height, correct to two decimal places, of the cuboid structure if it touches the edges of the arch? Give your answer correct to two decimal places.

2 marks
TOTAL 11 marks

Question 2

Consider the function $f : \mathbb{R} \rightarrow \mathbb{R}$, $f(x) = 2xe^{-\frac{x}{2}}$.

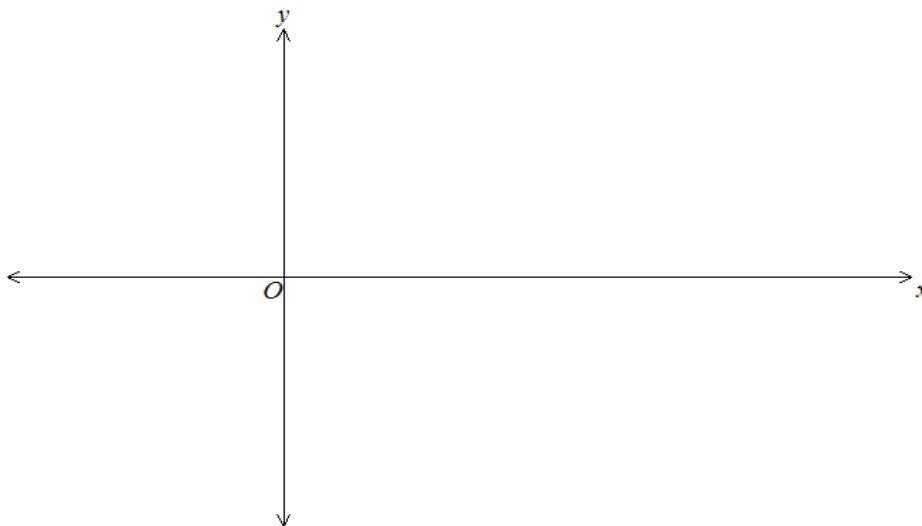
a. Find $f'(x)$

2 marks

b. Find the exact coordinates of the stationary point.

3 marks

c. Sketch the graph of f on the axes below. Label stationary points with their coordinates. Label any asymptote with its equation.



3 marks

d. i. Find the gradient of the tangent to the graph of f at the point where $x = 1$.

- ii. Consider the line segment PQ with endpoints on the graph of f at $P(0,0)$ and $Q(a, f(a))$. Show that the gradient of PQ is equal to the gradient of the tangent to the graph of f at the point where $x=1$, when $a = 2 \log_e(2) + 1$.

- iii. Use technology to find the area bounded by the graph of f and the line segment PQ , correct to four decimal places.

1 + 3 + 2 = 6 marks

- e. Find the equation of the normal to the graph of f at the point where $x=1$.

2 marks

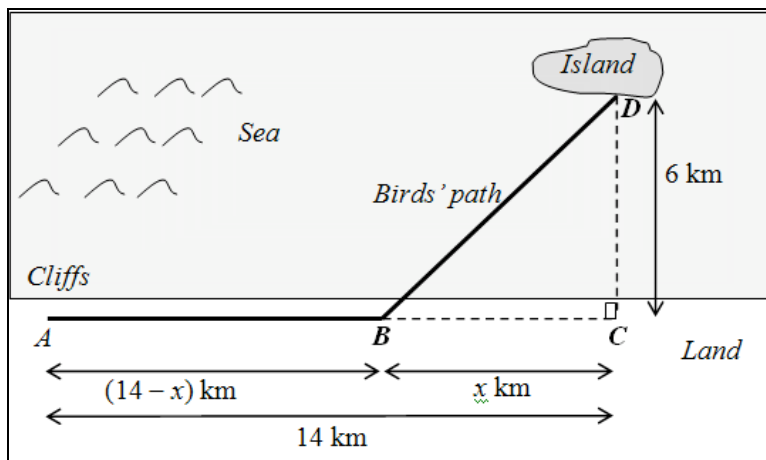
TOTAL 16 marks

WORKING SPACE

Question 3

Miriam, a biologist, is studying the habits of a species of seabird. The diagram below shows the flight path taken by adult birds when flying from the cliffs at point A to the island at point D . Points A , B and C are on a straight shore and D is 6 km from the shore.

$AC = 14$ km, $BC = x$ km and $AB = (14 - x)$ km.



- a. Find an expression, in terms of x , for the exact length of BD .

1 mark

- b. Suppose that a particular bird can travel at an average speed of 20 km/h over the land and at 12 km/h over the sea.
- i. Write an expression, in terms of x , for the time, T hours, that it will take the bird to fly from A to B to D .

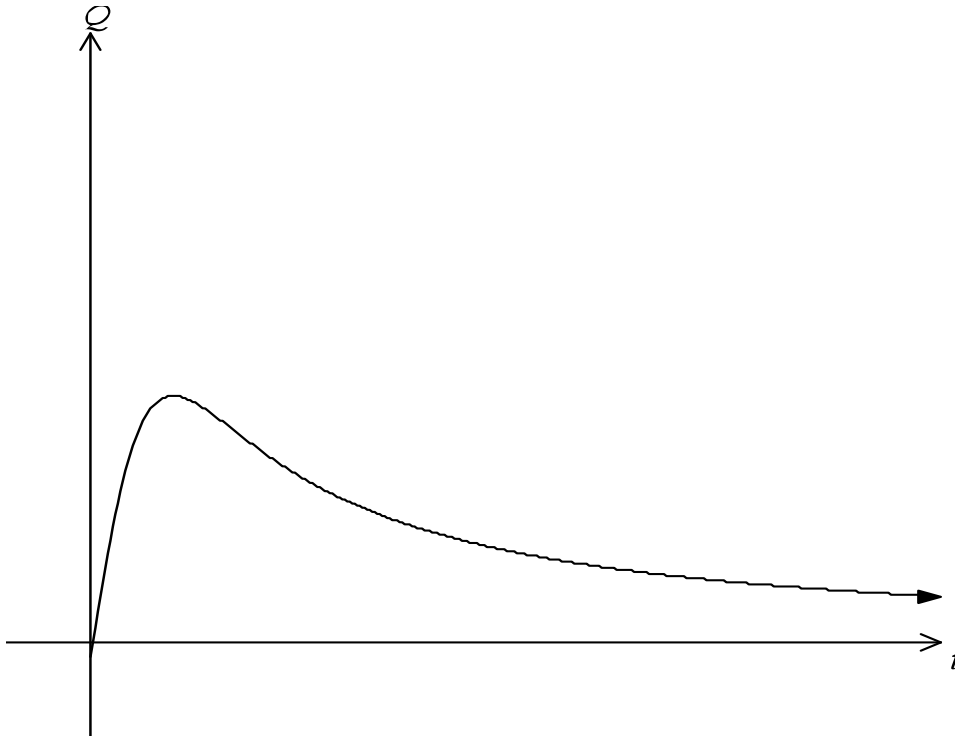
- ii. Find the value of x for which the time taken by the bird to reach the island is a minimum.

- iii. Find the minimum time, in hours, correct to one decimal place, required for the bird to fly to the island.

3 + 1 + 1 = 5 marks

Miriam is also treating an injured sea lion at the base of the cliffs. She administers a dose of an analgesic (pain reliever) at $t = 0$. The concentration, Q units/cm³, of analgesic in the animal's bloodstream, t hours after it is administered, is modelled by the function

$Q: [0, \infty) \rightarrow R$, $Q(t) = \frac{6t}{t^2 + 1}$. The graph of this function is shown.



- c. i. What is the maximum concentration of the analgesic, and how long after the dose is administered does the maximum occur?

- ii. On the graph of Q above, label the stationary point with its exact coordinates.

2 + 1 = 3 marks

- d. The analgesic will provide pain relief when the concentration is above 1.25 units/cm³. For what length of time, in hours, correct to two decimal places, will the animal experience relief from the pain?

2 marks

$\frac{dQ}{dt}$ is a measure of the rate of at which the analgesic is being absorbed into the bloodstream (when the rate is positive) or expelled from the bloodstream (when the rate is negative).

Consider the function $S : (0, \infty) \rightarrow R, S(t) = \frac{dQ}{dt}$.

- e. The graph of Q is shown on the set of axes above part c. i. On the same set of axes, sketch the graph of S . Label the x -axis intercept. Label the local minimum with its coordinates, correct to two decimal places. Label the asymptote with its equation.

3 marks

TOTAL 14 marks

WORKING SPACE

Question 4

There is a bucket of Cherry tomatoes on a farm. The bucket contains 10 red and 3 green Cherry tomatoes. Aidan randomly selects three Cherry tomatoes from the bucket and eats them for lunch.

- a. i.** What is the probability he only eats red Cherry tomatoes?

1 mark

- ii.** Given that the first tomato he selects is a red tomato, what is the probability that the next two are green tomatoes?

1 mark

Coffee and tea are the only drinks available on the farm. If Aidan drank coffee the day before, the probability he will drink coffee the next day is 0.7 and if he drank tea the day before the probability he will drink tea the next day is 0.3. The probability that he does not have enough time to drink anything is 0.2. If this is the case, there is an equal chance that he will choose either tea or coffee the following day.

Aidan drank coffee yesterday.

- b. i.** What is the probability he will drink tea today?

1 mark

- ii.** What is the probability he will drink tea tomorrow?

2 marks

Tomatoes of another variety, Tom, on the farm have weights which are normally distributed. It is known that 5% of the tomatoes weigh more than 30 g and 10% weigh less than 15 g.

- c. Find the mean and standard deviation of the weights of the Tom tomatoes in g correct to one decimal place.

3 marks

Bridget randomly selects 10 Tom tomatoes from a large bin at the farm.

- d. What is the probability that the first two and the last two she selects weigh between 15 and 30 g? Give your answer correct to four decimal places.

2 marks

- e. What is the probability she will select at least 2 tomatoes which weigh more than 30 g? Give your answer correct to four decimal places.

2 marks

- f. What is the least number of tomatoes that Bridget will need to select to ensure that the probability she gets at least one Tom tomato weighing more than 30 g is more than 0.95?

3 marks
TOTAL 15 marks

Mathematical Methods and Mathematical Methods (CAS)

Formulas

Mensuration

area of a trapezium:	$\frac{1}{2}(a+b)h$	volume of a pyramid:	$\frac{1}{3}Ah$
curved surface area of a cylinder:	$2\pi rh$	volume of a sphere:	$\frac{4}{3}\pi r^3$
volume of a cylinder:	$\pi r^2 h$	area of a triangle:	$\frac{1}{2}bc \sin A$
volume of a cone:	$\frac{1}{3}\pi r^2 h$		

Calculus

$\frac{d}{dx}(x^n) = nx^{n-1}$	$\int x^n dx = \frac{1}{n+1} x^{n+1} + c, n \neq -1$
$\frac{d}{dx}(e^{ax}) = ae^{ax}$	$\int e^{ax} dx = \frac{1}{a} e^{ax} + c$
$\frac{d}{dx}(\log_e(x)) = \frac{1}{x}$	$\int \frac{1}{x} dx = \log_e x + c$
$\frac{d}{dx}(\sin(ax)) = a \cos(ax)$	$\int \sin(ax) dx = -\frac{1}{a} \cos(ax) + c$
$\frac{d}{dx}(\cos(ax)) = -a \sin(ax)$	$\int \cos(ax) dx = \frac{1}{a} \sin(ax) + c$
$\frac{d}{dx}(\tan(ax)) = \frac{a}{\cos^2(ax)} = a \sec^2(ax)$	

product rule: $\frac{d}{dx}(uv) = u \frac{dv}{dx} + v \frac{du}{dx}$ quotient	rule: $\frac{d}{dx}\left(\frac{u}{v}\right) = \frac{v \frac{du}{dx} - u \frac{dv}{dx}}{v^2}$
chain rule: $\frac{dy}{dx} = \frac{dy}{du} \frac{du}{dx}$ approximation:	$f(x+h) \approx f(x) + hf'(x)$

Probability

Pr(A) = 1 - Pr(A')	$A \cup B = \Pr(A) + \Pr(B) - \Pr(A \cap B)$
$\Pr(A B) = \frac{\Pr(A \cap B)}{\Pr(B)}$	
mean: $\mu = E(X)$	variance: $\text{var}(X) = \sigma^2 = E((X - \mu)^2) = E(X^2) - \mu^2$

probability distribution		mean	variance
discrete	$\Pr(X = x) = p(x)$	$\mu = \sum x p(x)$	$\sigma^2 = \sum (x - \mu)^2 p(x)$
continuous	$\Pr(a < X < b) = \int_a^b f(x) dx$	$\mu = \int_{-\infty}^{\infty} x f(x) dx$	$\sigma^2 = \int_{-\infty}^{\infty} (x - \mu)^2 f(x) dx$